

Learning Journey for the Year

Dear teachers, the table below summarises the learning journey you will cover with your students this year.

BOY

Beginning of Year assessment to help you identify learning gaps.

Bridge Course

Supports you in reteaching and recapping critical pre-requisite skills.

Term 1

Chapter 1

Chapter 2

Chapter 3

Chapter 4

UASM 1

SE 1

4 chapters of Geography are to be covered in 18 days.

Introduction to Resources (4 days)

Land, Soil, and Water as Resources (5 days)

Natural Vegetation and Wildlife (3 days)

Minerals and Energy (6 days)

This unit assessment will assess concepts learned in Chapters 1, 2, 3, and 4.

SE 1 will be based on the concepts of Chapters 1, 2, 3, and 4.

Term 1

Chapter 1

Chapter 2

Chapter 3

Chapter 4

Chapter 5

UASM 2

SE 2

5 chapters of History are to be covered in 24 days.

Understanding Modern History (3 days)

Rise of Colonialism in Europe (5 days)

The Start of Colonial Rule in India (6 days)

Economic Changes under Colonial Rule (5 days)

Tribal Groups and Colonial Rule (5 days)

This unit assessment will assess concepts learned in Chapters 1, 2, 3, 4, and 5.

SE 2 will be based on the concepts of Chapters 1, 2, 3, 4, and 5.

Learning Journey for the Year

Term 1

Chapter 1

Chapter 2

Chapter 3

UASM 3

SE 3

SPL

2 chapters of SPL are to be covered in 17 days.

The Indian Constitution (7 days)

Citizenship (5 days)

The Union Government — Legislature and Executive (5 days)

This unit assessment will assess concepts learned in Chapters 1, 2, and 3.

SE 3 will be based on the concepts of Chapters 1, 2, and 3.

Term 1

Chapter 6

Chapter 7

Chapter 8

UASM 4

SE 4

History

3 chapters of History are to be covered in 16 days.

The Revolt of 1857 (6 days)

Industry and Trade under British Rule (5 days)

Education under British Rule (5 days)

This unit assessment will assess concepts learned in Chapters 6, 7, and 8.

SE 4 will be based on the concepts of Chapters 6, 7, and 8.

MOY

5 days of Term 1 Revision plan, followed by Middle of Year Assessment

Learning Journey for the Year

Term 2

Chapter 5

Chapter 6

Chapter 7

UASM 5

SE 5

Geography

3 chapters of Geography are to be covered in 17 days.

Agriculture (6 days)

Industries (5 days)

Human Resources (6 days)

This unit assessment will assess concepts learned in Chapters 5, 6, and 7.

SE 5 will be based on the concepts of Chapters 5, 6, and 7.

Term 2

Chapter 9

Chapter 10

Chapter 11

UASM 6

SE 6

History

3 chapters of History are to be covered in 19 days.

Social Reform in Colonial India (5)

The Indian Freedom Movement Begins (6)

The Final Phase of the Indian Freedom Movement (8)

This unit assessment will assess concepts learned in Chapters 9, 10, and 11.

SE 6 will be based on the concepts of Chapters 9, 10, and 11.

Learning Journey for the Year

Term 2

Chapter 4

Chapter 5

Chapter 6

Chapter 7

UASM 7

SE 7

SPL

4 chapters of SPL are to be covered in 19 days.

The Union Government — Judiciary (5 days)

Marginalisation (5 days)

Public Facilities (5 days)

Government's Role in Market Regulation (5 days)

This unit assessment will assess concepts learned in Chapters 4, 5, 6, and 7.

SE 7 will be based on the concepts of Chapters 4, 5, 6, and 7.

EOY

5 days of Term 2 revision plan followed by End of Year Assessment

Note: All subject enrichment (SE) activities are optional. However, It is recommended that students perform them in class in order to strengthen their conceptual understanding.

Life Skills - The important skills that students will develop this year are:

⚡ THINKING SKILLS

1. Solving real-world problems
2. Creating new ideas
3. Being curious
4. Reflecting on your learning
5. Learning from mistakes

🗣️ COMMUNICATION SKILLS

1. Communicating effectively
2. Presenting ideas
3. Using information
4. Using different media

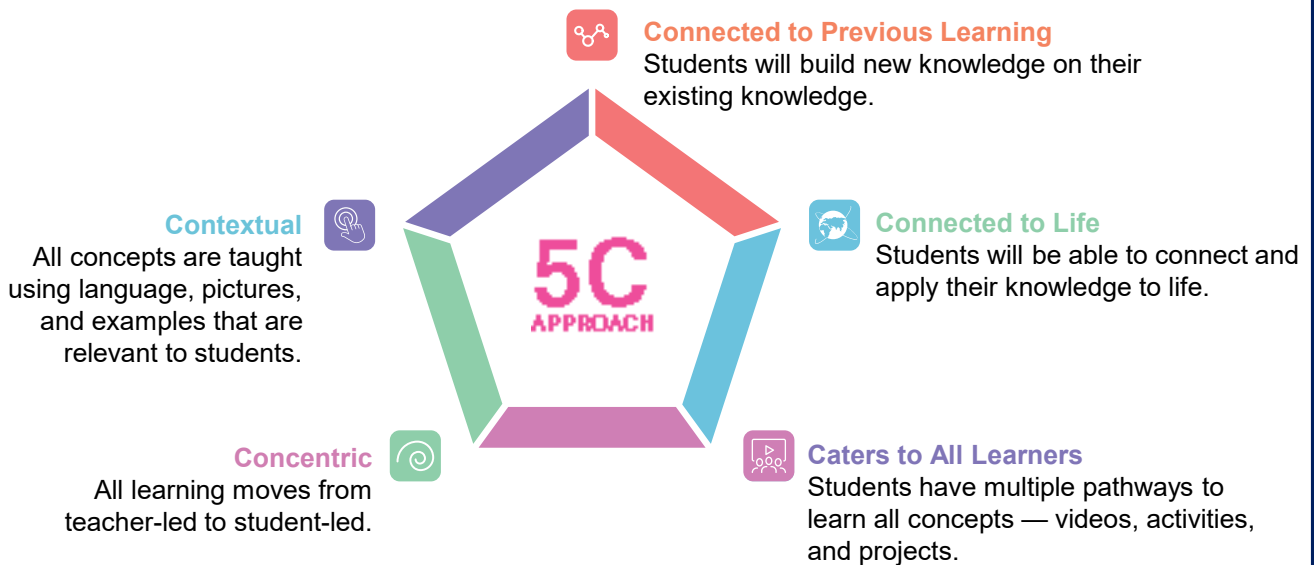
🤝 COLLABORATION SKILLS

1. Working with others
2. Appreciating others' ideas
3. Resolving conflicts
4. Connecting yourself to your community
5. Connecting yourself to the nation

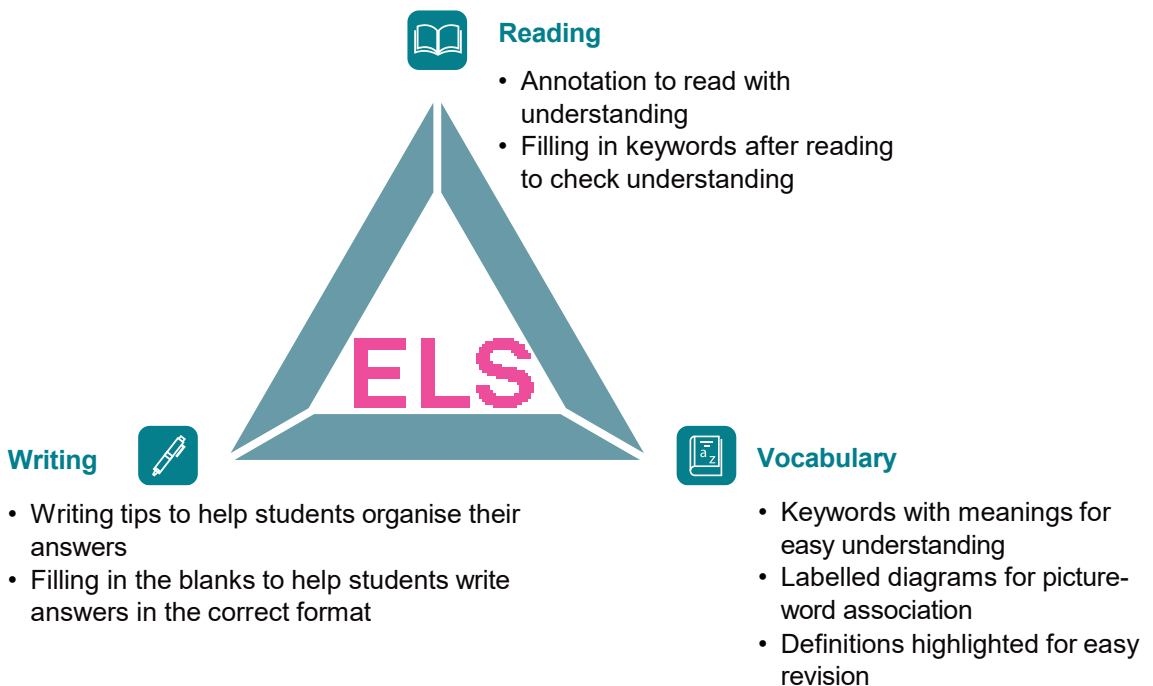
The LEAD Method

The LEAD Method includes unique pedagogical approaches you will use to help your students develop a deep understanding of concepts. These are integrated into the lesson plans.

1. 5Cs Approach: Every concept is taught through the 5Cs approach



2. ELS: English Language Strategies



The LEAD Method

3. VLC: Visualise-Locate-Connect



Visualise

See to understand better

Videos



Illustrations



A group of 500 men selected from the tribes that lived in Athens formed a council. This

The Assembly voted on whether these laws should be passed.

Graphic Organisers

Parts of a Map

Directions

The four cardinal directions or points are north, east, south, and west, and the four intermediate directions or points are north-west, south-west, north-east, and south-east.

Symbols and Colours

Symbols are used to show human-made and natural features. They include pictures, letters, and shading. Colours are used to show features such as plains (in green) and mountains (in brown).

Scale

Scale is the ratio of the distance between two places on a map and the exact distance between them on the ground.

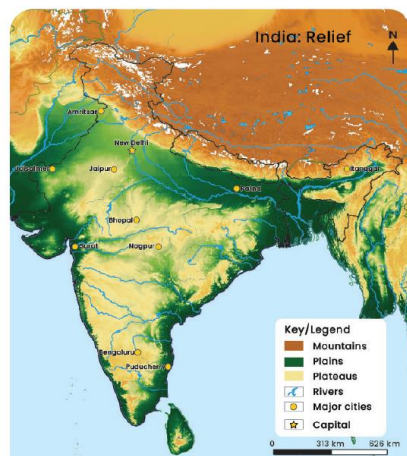
Timelines



Locate

Find out where things happen

Maps



Connect

See connections between different things

The past with the present



Around 4,000 years ago, maps were made on clay tablets.



Today, maps are made digitally and can be used on our smartphones.

India with the world

First Neolithic settlements in the Fertile Crescent

First Neolithic Settlements in India

The government, society, and individuals

5.6 WAYS TO STRENGTHEN DEMOCRACY

1

Participating in Elections



All citizens must use their right to vote to hold the government responsible.

2

Choosing the Representative



Citizens must know the candidates and choose the right ones thoughtfully.

3

Standing against Corruption



Citizens must not give bribes to officials. This will reduce corruption.

4

Using Media



Media must be used effectively to voice opinions and point out any wrongdoing of the ruling government.

Field Visits



Project



Important Icons

Icons and Features of the Books

CONNECT TO LIFE

Provide activities and questions that help students apply new concepts to their life.

ACTIVITY

Help students understand concepts and apply their learnings.

KEYWORDS

Provide meanings of difficult words as they read.

THINK

Provide opportunities for building thinking skills.

COLLABORATE

Provide opportunities for building collaboration skills.

COMMUNICATE

Provide opportunities for building communication skills.



Students can access important resources at home by scanning these codes using the LEAD Student App.

Icons and Features in the Lesson Plans



Read

Ensure that you use the routines and structures as mentioned in the plans to achieve excellence in each unit.



**Turn and Talk/
Think-Pair-Share**



**Think-Write-Pair-Share/
Work in Groups**

Resources called LCRs will help you understand these in detail. The LCR for each routine or structure will be mentioned under 'Preparation Needed' the first few times that routine is used.



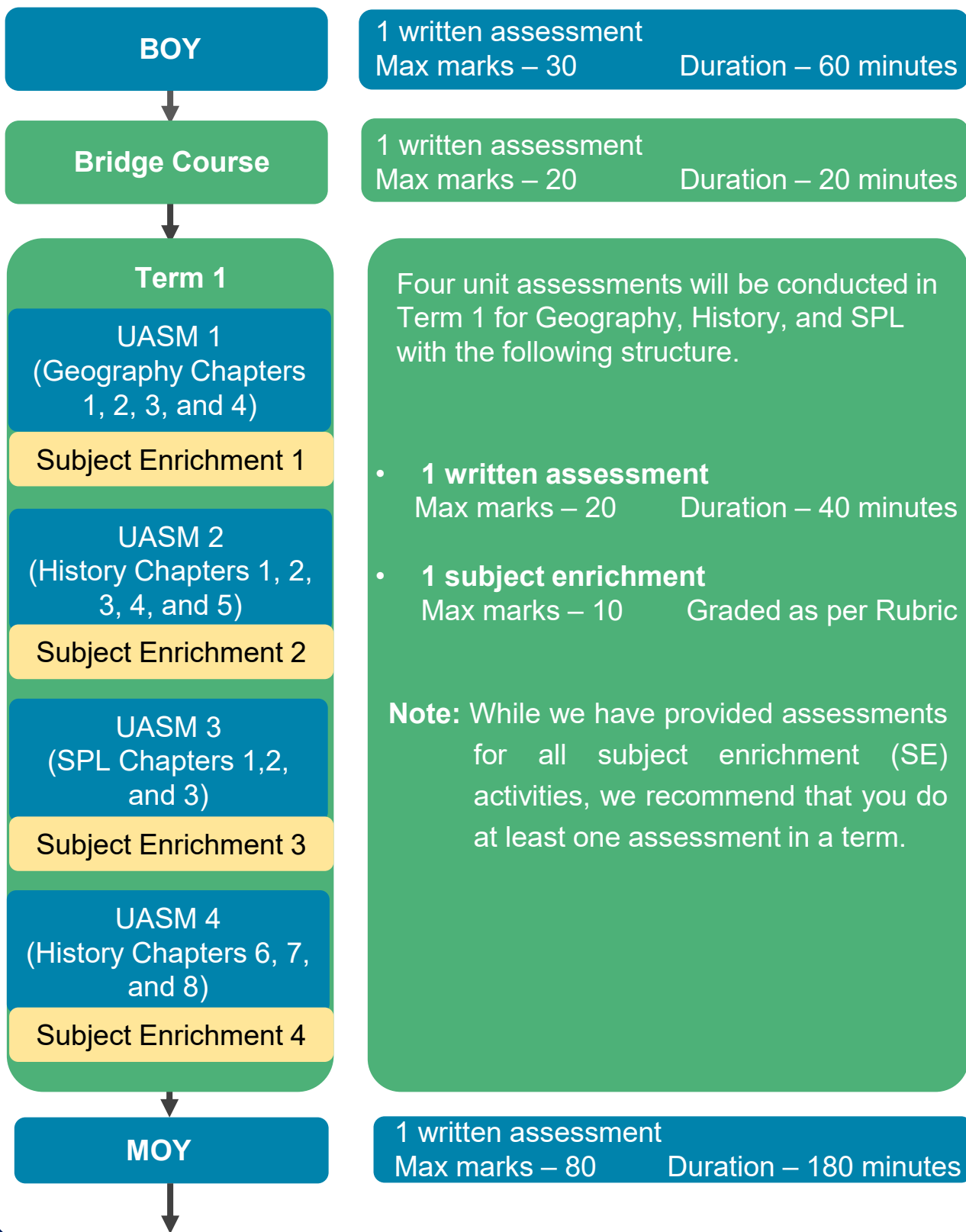
**Stop and Jot/ Work in
Pairs/ Think and Answer**



Let's check the answer

Assessment Structure for the Year

The objective of assessments is to check if all students have understood the concept and can apply their learning. Based on assessment data, it is very important to do strong remedials using LEAD remedial recommendation before progressing forward. LEAD prescribes the following assessments:



Assessment Structure for the Year

Term 2

UASM 5
(Geography Chapters
5, 6, and 7)

Subject Enrichment 5

UASM 6
(History Chapters 9,
10, and 11)

Subject Enrichment 6

UASM 7
(SPL Chapters 4, 5, 6,
and 7)

Subject Enrichment 7



EOY

Three unit assessments will be conducted in Term 2 for Geography, History, and SPL with the following structure.

- **1 written assessment**
Max marks – 20 Duration – 40 minutes
- **1 subject enrichment**
Max marks – 10 Graded as per Rubric

Note: While we have provided assessments for all subject enrichment (SE) activities, we recommend that you do at least one assessment in a term.

1 written assessment
Max marks – 80 Duration – 180 minutes

Assessment Framework

Unit Assessments

The written unit assessments of Geography have the following structure:

Types of Question	Marks	Questions	Total Marks
Multiple Choice Questions	1	4	4
Very Short Answer - Fill GO/Match the following	3	1	3
Short Answer Questions	2	3	6
Long Answer Questions	4	1	4
Map Work	3	1	3
		10 questions	20 marks

The written unit assessments of History have the following structure:

Types of Question	Marks	Questions	Total Marks
Multiple Choice Questions	1	4	4
Very Short Answer - Fill GO/Match the following	3	1	3
Short Answer Questions	2	3	6
Long Answer Questions	4	1	4
Map Work	3	1	3
		10 questions	20 marks

The written unit assessments of SPL have the following structure:

Types of Question	Marks	Questions	Total Marks
Multiple Choice Questions	1	5	5
Fill in the blanks	5	1	5
Short Answer Questions	2	3	6
Long Answer Questions	4	1	4
		10 questions	20 marks

Assessment Framework

MOY & EOY Assessments

MOY and EOY assessments will have the following structure:

Types of Question	Marks	Questions	Total Marks
Multiple Choice Questions	1	15	15
Match the following	4	1	4
Fill in the Blanks	4	1	4
Very Short Answer - Fill GO	4	1	4
Short Answer Questions	2	12	24
Long Answer Questions	4	6	24
Map Work	5	1	5
		37 questions	80 marks

Spiraling in Assessments

- In MOY – 100% questions will be from Term 1 Chapters.
- In EOY – 75% questions will be from Term 2 Chapters, and 25% will be from Term 1 Chapters.
- In Unit Assessments – 85%-90% of the questions will be from the chapters being assessed and 10%-15% questions from previous chapters covered in the previous unit assessment of that subject. This is to help students practise concepts and be better prepared for the MOY and EOY.
- The exact syllabus is provided in the Important Notes of the respective assessment day.

Assessment Framework

Difficulty level of Questions

Difficulty level of questions in the assessments are based on Board guidelines. All questions are categorised as per the table below:

	LOTS (Lower Order Thinking Skills)	MOTS (Middle Order Thinking Skills)	HOTS (Higher Order Thinking Skills)
Definition	Questions based on recalling knowledge	Questions based on applying skills in familiar scenarios	Questions based on applying skills in unfamiliar scenarios, analysing situations and building on top of what was taught in class.
Bloom's Level	Remember	Understand Application (simple)	Application (complex) Evaluate Analyse Create

In line with Board guidelines, LEAD assessments follow the structure explained below

Unit ASM 1 – 50% LOTS : 40% MOTS : 10% HOTS

Unit ASM 2 – 50% LOTS : 40% MOTS : 10% HOTS

Unit ASM 3 – 40% LOTS : 50% MOTS : 10% HOTS

Unit ASM 4 – 30% LOTS : 50% MOTS : 20% HOTS

MOY – 30% LOTS : 50% MOTS : 20% HOTS

Unit ASM 5, 6, 7 – 30% LOTS : 50% MOTS : 20% HOTS

EOY – 30% LOTS : 50% MOTS : 20% HOTS

We slowly increase the level of difficulty for students in Term 1.

Materials Required

You will need the following materials for the various activities and experiments that will be conducted in Term 1.

Term 1 – List of Materials

Geography

Chapter 1: Introduction to Resources

- Chart paper — 1
- Sellotape — 1
- Board pins — 6
- A4 size sheets — 10

Chapter 2: Land, Soil, and Water as Resources

- No materials required

Chapter 3: Natural Vegetation and Wildlife

- CRP 1 — 1 per table group
- A4 size sheets — 1 per table group

Chapter 4: Minerals and Energy

- No materials required

History

Chapter 1: Understanding Modern History

- Chart paper — 10
- Sellotape — 1
- Board pins — 6
- Box of crayons — 5

Chapter 2: Rise of Colonialism in Europe

- No materials required

Chapter 3: The Start of Colonial Rule in India

- Outline map of India — 10

Chapter 4: Economic Changes under Colonial Rule

- Outline map of India — 10

Chapter 5: Tribal Groups and Colonial Rule

- Outline map of India — 10

Chapter 6: Revolt of 1857

- Outline map of India — 10

Materials Required

You will need the following materials for the various activities and experiments that will be conducted in Term 1.

Term 1 – List of Materials

History	Chapter 7: Industry and Trade under British Rule <ul style="list-style-type: none">• No materials required
	Chapter 8: Education under British Rule <ul style="list-style-type: none">• No materials required
SPL	Chapter 1: The Indian Constitution <ul style="list-style-type: none">• A4 size sheets — 10• Chart paper — 10• Sellotape — 1• Board pins — 6
	Chapter 2: Citizenship <ul style="list-style-type: none">• A4 size sheets — 10• Box of crayons — 5• Box of watercolour — 5
	Chapter 3: The Union Government — Legislature and Executive <ul style="list-style-type: none">• No materials required

Materials Required

You will need the following materials for the various activities and experiments that will be conducted in Term 2.

Term 2 – List of Materials

Geography	Chapter 5: Agriculture <ul style="list-style-type: none"> • Chart paper — 1 • Sellotape — 1 • Board pins — 4 • Outline map of the world — 10 • A4 sheets — 5 • Packet of crayons — 1
	Chapter 6: Industries <ul style="list-style-type: none"> • Political map of India from the Student Book — 10 • Packet of crayons — 1
	Chapter 7: Human Resources <ul style="list-style-type: none"> • Chart paper — 2 • Packet of sketch pens — 1
History	Chapter 9: Social Reform in Colonial India <ul style="list-style-type: none"> • Chart paper — 1 • Sellotape — 1 • Board pins — 4
	Chapter 10: The Indian Freedom Movement Begins <ul style="list-style-type: none"> • No materials required
	Chapter 11: The Final Phase of the Indian Freedom Movement <ul style="list-style-type: none"> • No materials required
SPL	Chapter 5: The Union Government — Judiciary <ul style="list-style-type: none"> • Chart paper — 1 • Sellotape — 1 • Board pins — 4
	Chapter 6: Marginalisation <ul style="list-style-type: none"> • No materials required
	Chapter 7: Public Facilities <ul style="list-style-type: none"> • No materials required
	Chapter 8: Government's Role in Market Regulation <ul style="list-style-type: none"> • No materials required